

## MAINTENANCE 2007

### MAINTENANCE ADVISORY SYSTEM

**Istvan NAGY**  
**Jeno SZANTO**

**Delta-3N Ltd.**  
**College Dunaujvaros**  
Institute of Mechanical Engineering

#### **Key words:**

- Maintenance
- Condition Monitoring
- PdM

#### **ABSTRACT:**

*We review the BDES (Board of Diagnostic Expert System), the IFSS web based Information and Fault Statistic System, the Risk Analyzer complex software system dedicated for maintenance advisory function. We describe shortly the ThermoALERT, LeakageALERT, OilALERT, and FerroALERT interactive expert software, their applications and connection to SAP PM module.*

#### **INTRODUCTION**

This paper shortly describes the results of software development, what was realized in the framework of MOL's (Hungarian Oil and Gas Company) On-line Diagnostic Project. The main goal of the project was the installation of on-line vibration monitoring systems for surveillance 100 strategically most important rotating machinery. The new on-line systems were integrated into one surveillance system, which means that, all of them work into one central database, placed on a central server computer in the server room of the Refinery Szazhalombatta.

Parallel to the on-line systems have been installed an off-line vibration monitoring system with two ExpertALERT automated asset management diagnostic software with two independent database. These databases are synchronized by replication.

The off-line and on-line databases of ExpertALERT contain the measured data, the results of data evaluation, the analysis results and the reports on the machines condition with machine faults, an estimation of fault severity, and recommendation for maintenance action.

#### **GOAL OF SOFTWARE DEVELOPMENT**

As the part of the on-line project the next software development goals were formulate:

- Develop specific expert systems for analysis the next diagnostic data: thermo images of rotating machines, oil analysis, ferrography and sealing leak detection.

### MAINTENANCE 2007

- Integrate the results of ExpertALERT and the newly developed expert software into a unique system
- Develop a software, handling the risk matrix for rotating machinery risk classification
- Develop a web-based information system for spreading the diagnostic information in the company's LAN
- Develop an interface between the diagnostic systems and the SAP PM module
- Develop a software module for scheduling of measurements
- Develop a machine registry database developing software

The next figure shows the schema of the developed software system:

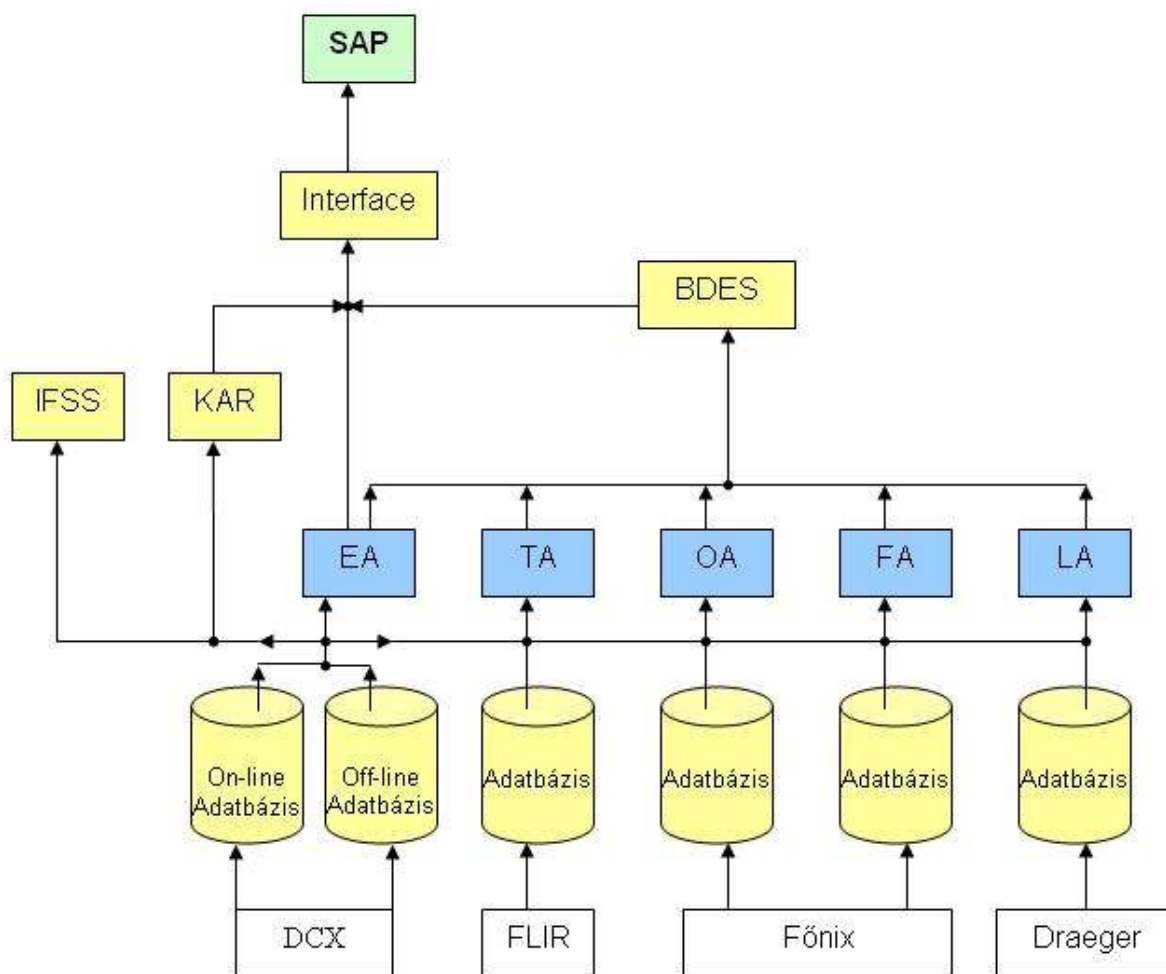


Figure 1. Schema of the software system developed for MOL Refinery

This schema do not contain the Machine Registry software, which is a stand alone software, what has a contact to the ExpertALERT database. The software module for scheduling measurement work is integrated into the SAP Interface.

### CHARACTERISTICS OF THE SOFTWARE MODULES

In this chapter we describe in a short manner the main function of the software modules showing a few screen displays.

## MAINTENANCE 2007

### ExpertALERT- SAP connection

- Controlled sending the reports from ExpertALERT database to SAP
- Automatic organization of measurement into routs depending on data in EA DB and parameters given by user and sending routs to the SAP
- Sending the actual risk values of machines to SAP, estimated by Risk Analyzer SW

### Machines' Registry

- Machine registry DB developing and handling system with dynamic templates. Flexible datahandling and export
- Sincronization between ExpertALERT DB and Machine Registry DB is realized by an independent software module
- The basic data can be transferred from EA DB.

### Risk Analyzer

- Site specific
- Can identify the risk rating of machines on the base of the result of automatic analysis made by ExpertALERT and categorization of experts at customers
- Example on the risk matrix

## **MAINTENANCE 2007**

Figure 2. Screen display of Risk Analyzer software module

### **ThermoALERT**

- Systematic storage of thermographic images in a central database, their handling, and interactive report generation
- Retrieval of data
- Unified handling of thermo images – the photo (JPG files) and the thermographic data (CSV) are in different portfolio. It can analyze IR images made by devices of all IR camera producers
- drawing areas and lines
- histogram data
- Interactive analysis
- Confirmation of faults identified by ExpertALERT (getting automatically the results from database), that could be identified by thermography
- Identification of additional faults
- Writing additional faults into the report
- Handling measurement positions
- Creation templates to the measurement positions
- Creating trends from temperature data (all image, given areas)
- Archive – for control of the size of database

## MAINTENANCE 2007

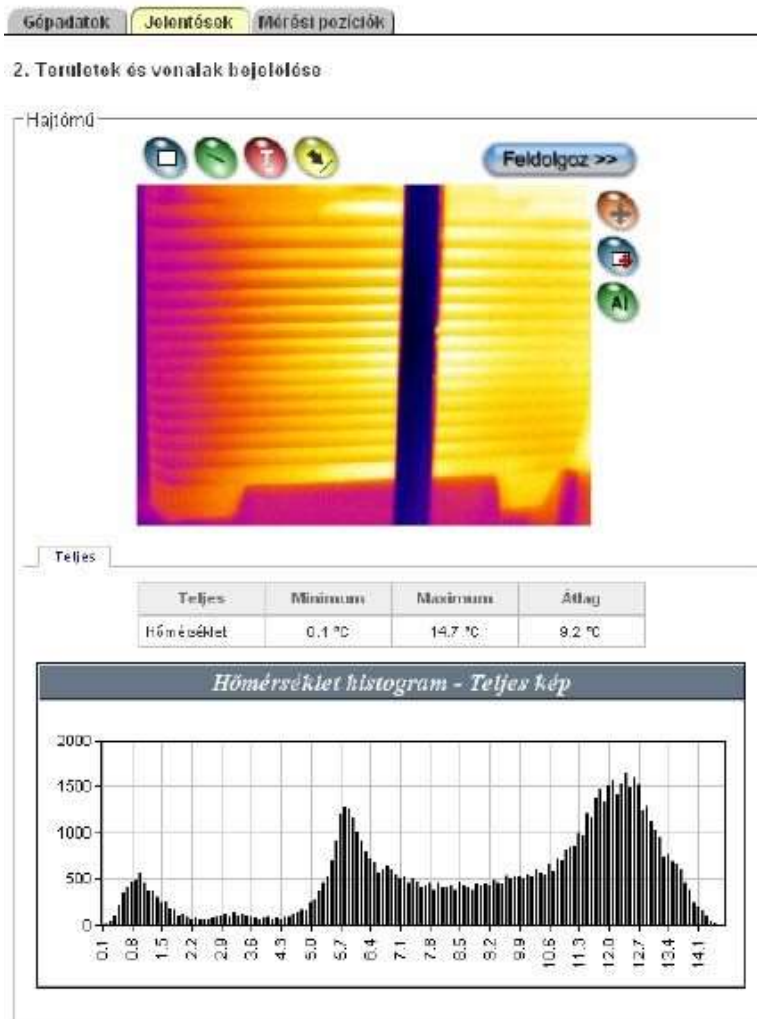


Figure 3. Screen display of ThermoALERT  
LeakageALERT

- System for handling data leakage measuring instrument
- Centralized systematic storage of data
- Creating expert reports on the base of measured data
- Confirmation of faults identified by EA (getting automatically the results from EA DB), that could be identified by measuring leakage
- Marking additional faults, that could be identified by leakage
- Writing additional faults into the report
- Automatic handling of test positions
- Trending the data

### OilALERT

- Analysis and centralized storage of results of UOA
- Creation of expert reports on the base of data
- Confirmation of faults identified by EA (getting automatically the results from EA DB), that could be identified by UOA
- Marking additional faults, that could be identified by UOA
- Writing additional faults into the report

## MAINTENANCE 2007

- Automatic handling of test positions
- Trending the data

### FerroALERT

- Analysis and centralized storage of results of Ferrography
- Creation of expert reports on the base of data
- Confirmation of faults identified by EA (getting automatically the results from EA DB), that could be identified by Ferrography
- Marking additional faults, that could be identified by Ferrography
- Writing additional faults into the report
- Automatic handling of test positions
- Trending the data



Figure 4. Reports of expert systems

### BDES (Board of Diagnostic Expert System)

- Integrated display of results of five expert systems
- Review of possible faults of machines and display of faults identified by different diagnostic methods
- Condition displays by color coded buttons, the reports popping up clicking to the buttons

## MAINTENANCE 2007

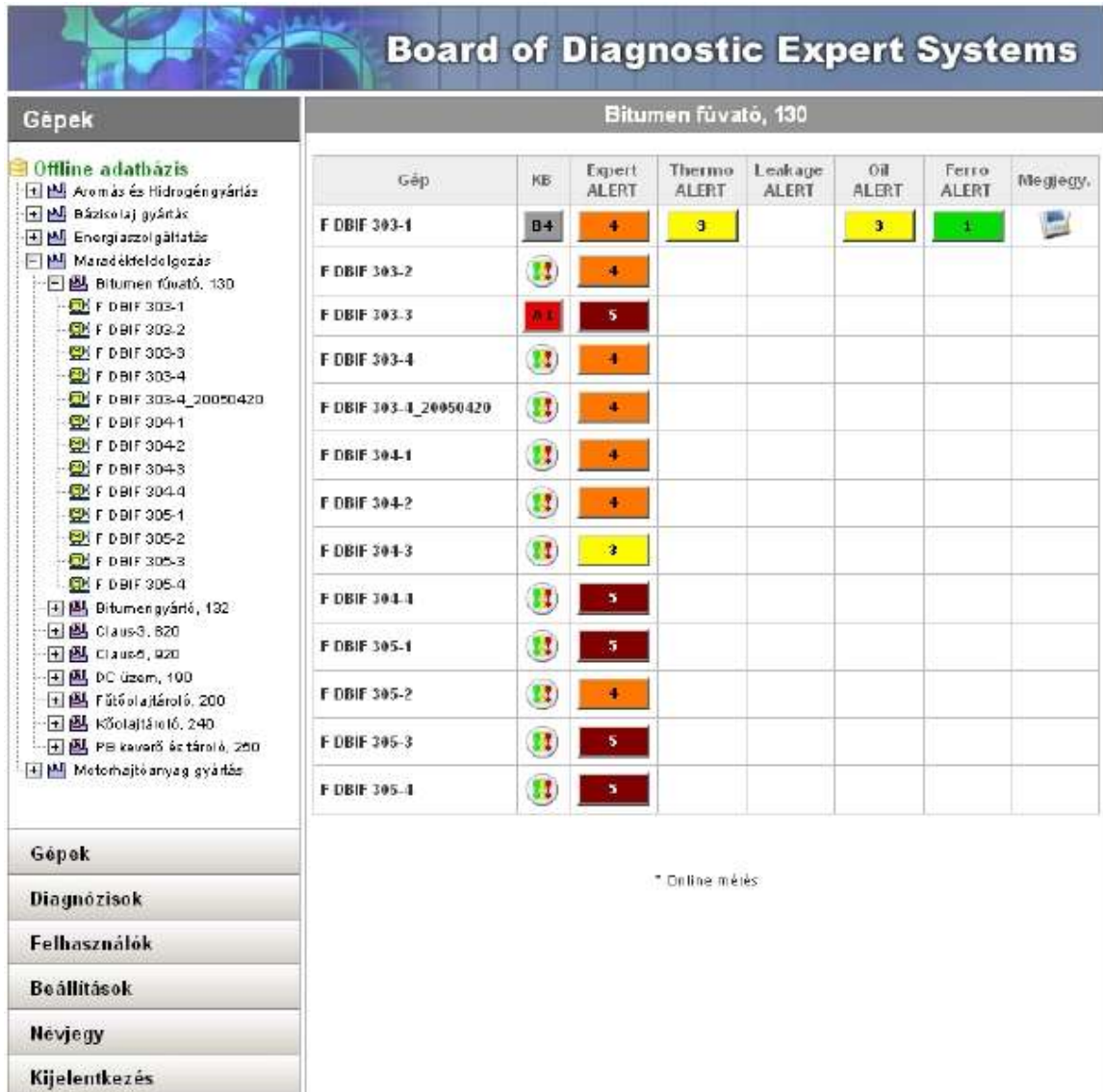


Figure 5. Screen display of BDES software

### IFSS (Information & Fault Statistic System)

- Centralized software, the clients should run only the Internet Explorer
- It's basic function is to display the data from EA DB.
- It handles the off-line and on-line DBs
- It works with archive databases, and actual on-line and offline DB (more DB sin the same time)
- Separate, independent handling of users

## MAINTENANCE 2007

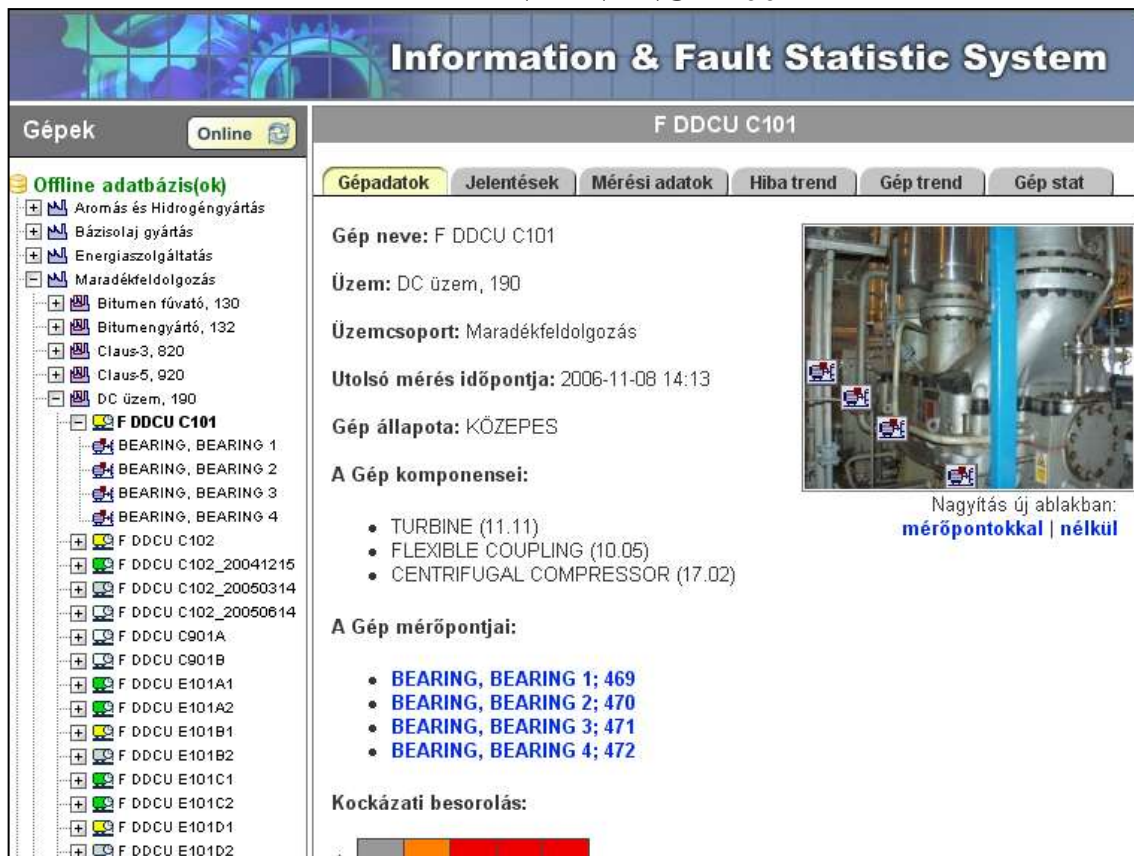
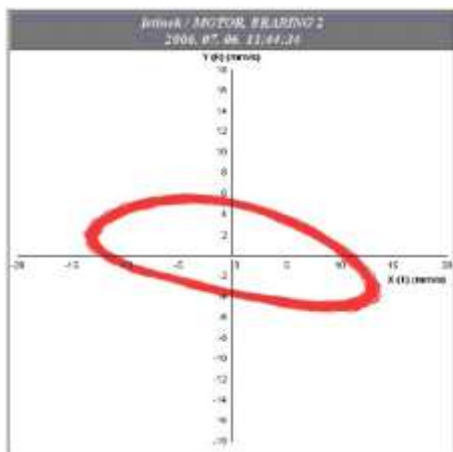


Figure 6. Screen display of IFSS software

- **Displayed data:**
  - Machine data – master data, photos, location of test points
  - Reports, fast report, detailed report, severity charts
  - Measured data
  - Fault trend
  - Trend of machine's data
  - Test point data
  - Spectra at test point
  - Overall data (vibration RMS values)
  - ORBITs, if exists the necessary data
  - Axial movement of shaft, if exists the necessary data







### **MAINTENANCE 2007**

- [4] Bereznai Gábor, Hortobágyi Tímea és Kurucz Botond, Forgógép diagnosztikai rendszer a MOL Rt. Finomítás területén II. MOL Szakmai Tudományos Közlemények (2004/1)
- [5] Istvan Nagy, Jenő Szántó and Károly Sólyomvári, How Does the Vibration Diagnostic System Work, Central European Forum on Maintenance, Vysoke Tatry, 9-10. 05. 2005.
- [6] István Nagy and Jenő Szántó, Diagnostic Expert System for Maintenance, 12<sup>th</sup> International Conference for Maintenance, 16-18 May 2006.

### **AUTHORS**

**István NAGY** Dr. CSc. College Professor, College Dunaújváros  
Director of Delta-3N Ltd.

Address: H-7030 Paks, Jedlik Ányos u. 2., Hungary

Phone: + 36 75 510115

Fax: +36 75 510114

e-mail: [drnagyi@delta3n.hu](mailto:drnagyi@delta3n.hu)

Web site: [www.delta3n.hu](http://www.delta3n.hu) )

**Jenő SZÁNTÓ** Dr. Vice President of College Dunaújváros

Address: H-2401 Dunaújváros, Tácsics Mihály u. 1/a.

Phone: +36 25 551216

Fax: +36 25 412620

e-mail: [szantoj@mail.duf.hu](mailto:szantoj@mail.duf.hu)

Web site: [www.duf.hu](http://www.duf.hu)