

## Loop Power Sensor, Velocity, 4-20 mA Output, Side Exit Connector/Cable

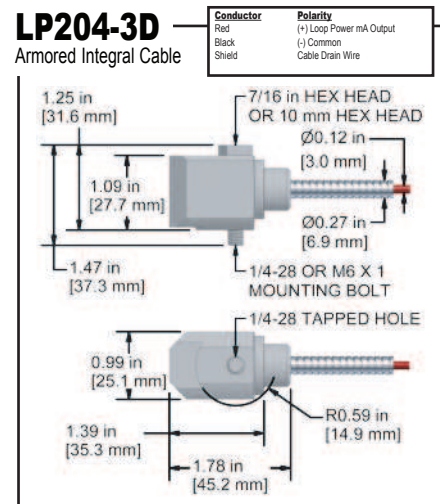
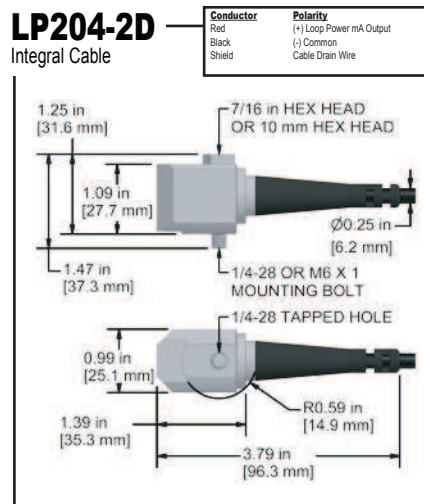
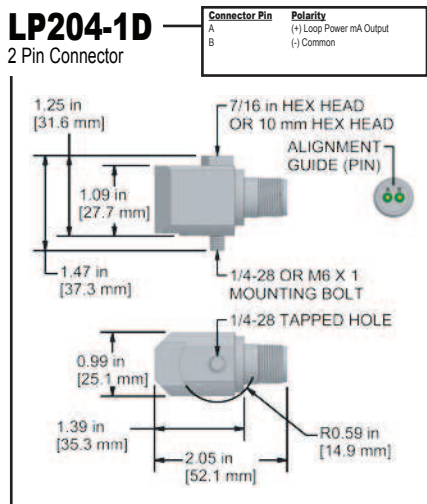


Actual Product Size Shown

### Product Features

#### Continuously Monitor & Protect Important Machinery

- 4-20 mA current proportional to Vibration
- Transmit Signals Over Long Distances with no Signal Loss
- Customize Your Settings to Focus on the Most Important Frequencies



Specifications	Standard	Metric
Output, 4-20 mA	See Selection Guide	
Measurement Range		
<u>Tolerances</u>		
4 mA	(± 5%)	
20 mA	(± 10%)	
<u>Electrical</u>		
Settling Time (Turn on Time) @ Room Temp (68°F/20°C)	<30 Seconds	
Power Requirement (Loop Powered) Voltage Source	15-30 VDC	
Electrical Case Isolation	>10 <sup>8</sup> ohm	
<u>Environmental</u>		
Temperature Range	-40 to 185°F	-40 to 85°C
Electromagnetic Sensitivity	CE	
Sealing	IP68	
Submersible Depth (LP204-2D/3D)	200 ft.	60 m

Specifications	Standard	Metric
<u>Physical</u>		
Sensing Element	PZT Ceramic	
Sensing Structure	Shear Mode	
Weight ( without cable)	4.9 oz	140 grams
Case Material	316L Stainless Steel	
Mounting Hole	1/4-28	
Connector (LP204-1D)	2 Pin MIL-C-5015	
Integral Cable (LP204-2D)	Polyurethane Jacketed Cable	
Armored Cable (LP204-3D)	Armor Jacketed Cable	
<u>Mechanical</u>		
Mounting Torque	2 to 5 ft. lbs.	2,7 to 6,8 Nm
<u>Supplied Accessories</u>		
Mounting Hardware	1/4-28 Captive Bolt	M6x1 Captive Bolt
<b>Calibration Certificate</b> Current Output @ 100 Hz		



### Ordering Information



Stud Type	Measurement Range	Range Type	Frequency Range +/- 3dB	Style	Armor Length (Integral)	Cable Length (Integral)
M = M6x1 (blank for 1/4-28)	0 = 0-0.5 IPS (0-12.7 mm/sec) 1 = 0-1 IPS (0-25.4 mm/sec) 2 = 0-2 IPS (0-50.8 mm/sec) 3 = 0-10 mm/sec (0-0.4 IPS) 4 = 0-20 mm/sec (0-0.8 IPS) 6 = 0-5 IPS (0-127 mm/sec)	R = RMS P = Peak	1 = 600-60,000 CPM (10-1000 Hz) 2 = 180-150,000 CPM (3-2500 Hz) 3 = 180-60,000 CPM (3-1000 Hz) 4 = 180-300,000 CPM (3-5000 Hz)	1D = 2 Pin MIL C-5015 2D = Integral Cable 3D = Armor Jacket	010 = 10 ft. (3 m) 020 = 20 ft. (6 m) 030 = 30 ft. (9 m) 050 = 50 ft. (15 m) 100 = 100 ft. (30 m) <i>(Custom lengths available upon request)</i>	010 = 10 ft. (3 m) 020 = 20 ft. (6 m) 030 = 30 ft. (9 m) 050 = 50 ft. (15 m) 100 = 100 ft. (30 m) <i>(Custom lengths available upon request)</i>



Lifetime Warranty on Materials & Workmanship